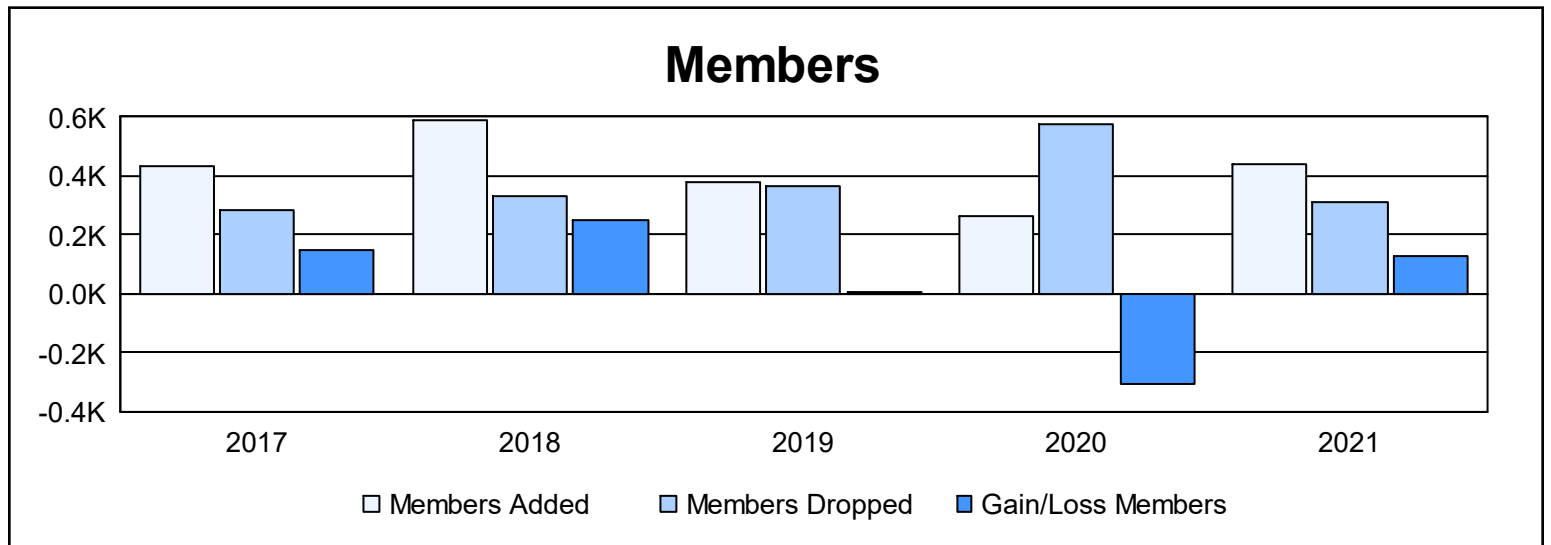
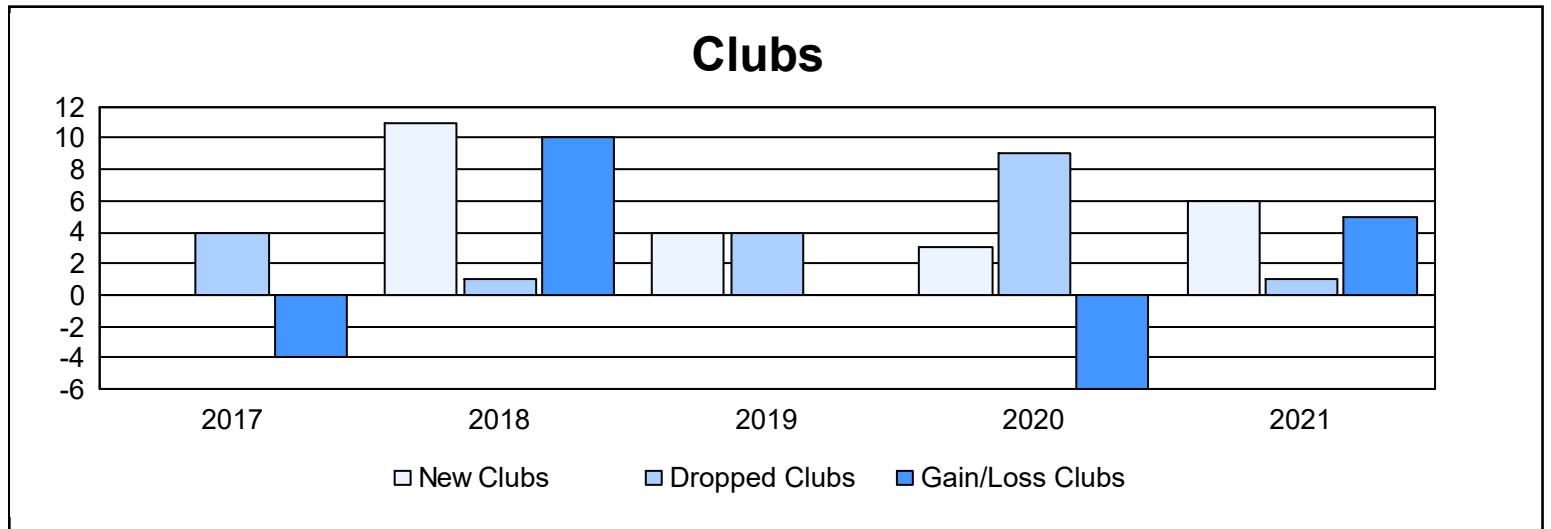
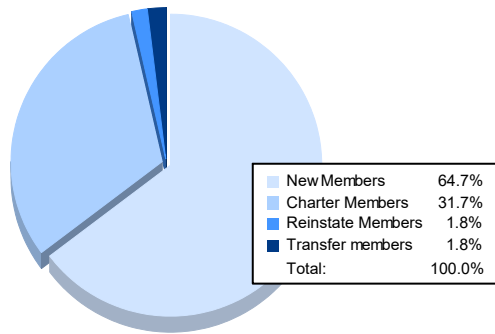


Year	New Clubs	Dropped Clubs	Gain/ Loss Clubs	New Members	Charter Members	Reinstate Members	Transfer Members	Total Member Added	Total Members Dropped	Gain/ Loss Members
2016-2017	0	4	-4	404	0	11	20	435	287	148
2017-2018	11	1	10	291	265	29	2	587	335	252
2018-2019	4	4	0	250	108	17	1	376	368	8
2019-2020	3	9	-6	142	88	32	5	267	576	-309
2020-2021	6	1	5	284	139	8	8	439	311	128
<b>Average</b>	<b>5</b>	<b>4</b>	<b>1</b>	<b>274</b>	<b>120</b>	<b>19</b>	<b>7</b>	<b>421</b>	<b>375</b>	<b>45</b>



### Membership Composition June 2021 Cumulative



### Gender Composition June 2021 Cumulative

